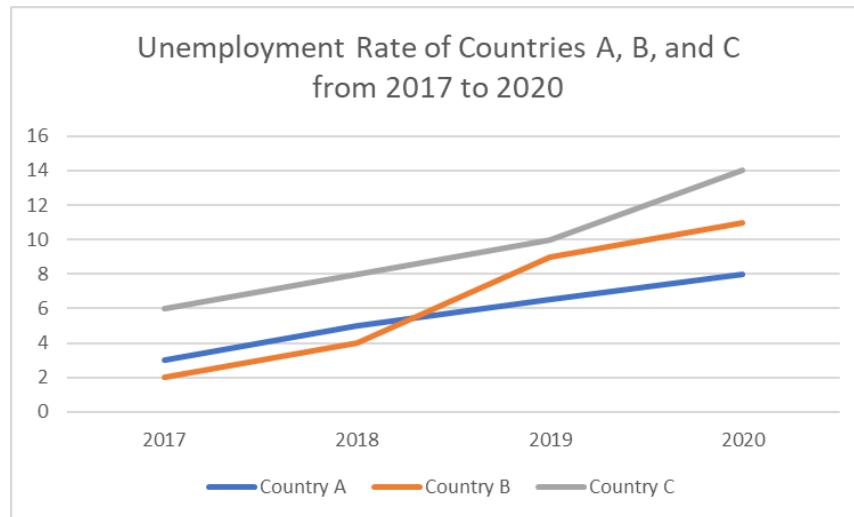


Direction: Select the letter of the correct answer for each question below.

For items 1 - 2, refer to the line graph below:



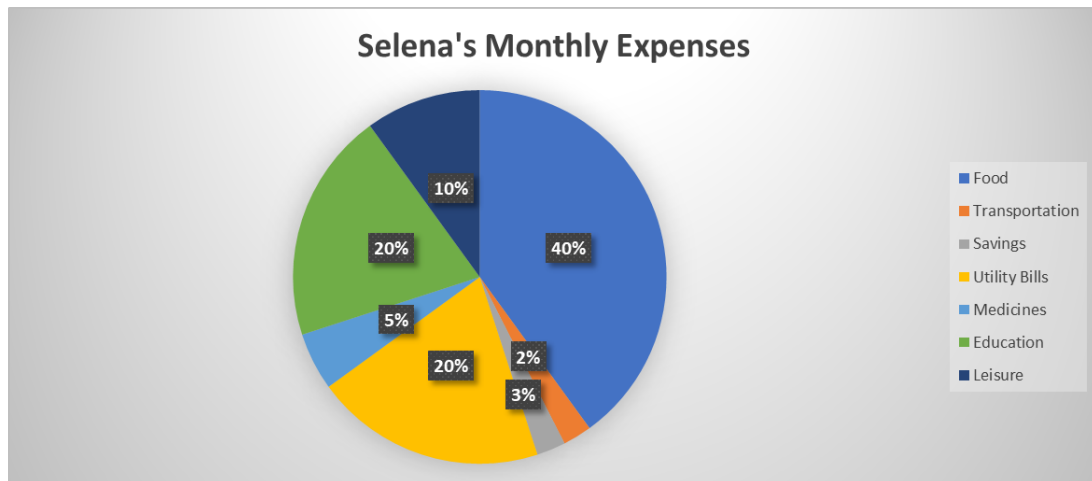
1) Which of the following countries garnered the highest unemployment rate during the onset of the COVID-19 pandemic (2020)?

- (a) Country A
- (b) Country B
- (c) Country C
- (d) Both A and C

2) Based on the given line graph, which of the following is FALSE?

- (a) In 2017, country B has the lowest unemployment rate.
- (b) The period 2017 - 2018 is characterized by an increase in the unemployment rate in all countries.
- (c) All countries got the highest unemployment rate in 2020 for the period 2017 - 2020.
- (d) None of the statements are false.

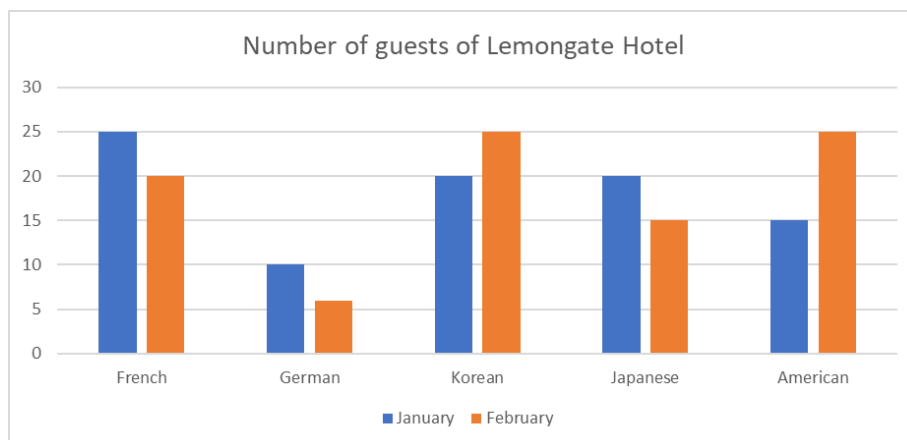
3) Selena is an employee of Lemongate Resorts. She earns ₱20,000 monthly. Below is a pie chart showing the allocation of her salary to her expenses.



How much of Selena's monthly budget is allocated to Utility Bills?

- (a) ₱4,000
- (b) ₱2,000
- (c) ₱8,000
- (d) ₱1,500

For items 4 - 5, refer to the bar graph below:



Shown above is a bar graph presenting the number of guests of Lemongate Hotel in January and February 2018 according to their nationalities.

4) In what month did Lemongate Hotel record the highest number of Korean guests?

- (a) January
- (b) February
- (c) Both January and February
- (d) None of the above

5) Which of the following is TRUE according to the given bar graph?

- (a) There are 25 French guests in February
- (b) There are more Japanese guests than Korean guests in February
- (c) There are more American guests than Japanese guests in January
- (d) There are more French guests than Korean guests in January